

BAG INDEX

EMPLOYMENT
BAROMETER



საქართველოს ბიზნეს ასოციაცია
BUSINESS ASSOCIATION OF GEORGIA



Leibniz Institute for Economic Research
at the University of Munich



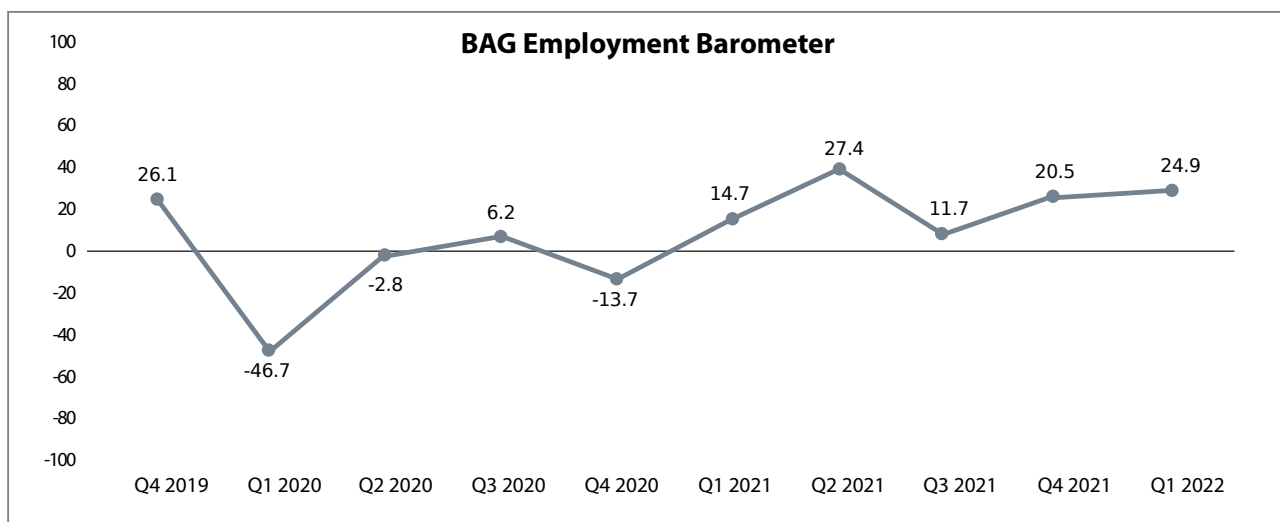
Research

I QUARTER 2022

BAG EMPLOYMENT BAROMETER

The BAG Employment Barometer reflects companies' expectations regarding changes in employment in the next three months.¹

IN Q1 OF 2022, THE SURVEYED BUSINESSES GENERALLY HAD A POSITIVE OUTLOOK REGARDING EMPLOYMENT FOR THE NEXT THREE MONTHS. THE BAG EMPLOYMENT BAROMETER AMOUNTED TO 24.9 POINTS, MARKING AN IMPROVEMENT, BOTH COMPARED THE Q1 OF 2021 (BY 10.2 POINTS) AND Q4 OF 2021 (BY 4.4 POINTS).



Graph 1: BAG Employment Barometer

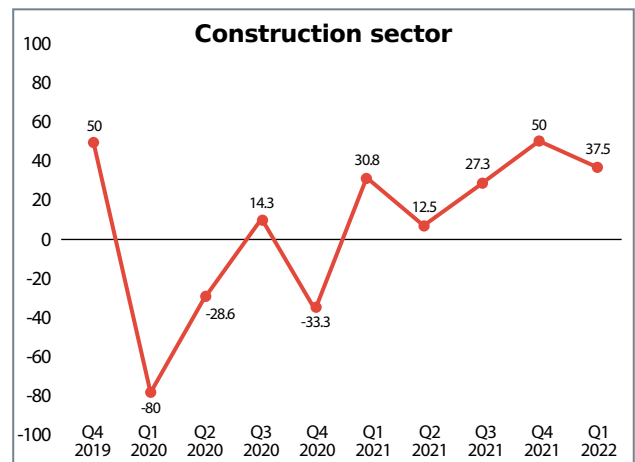
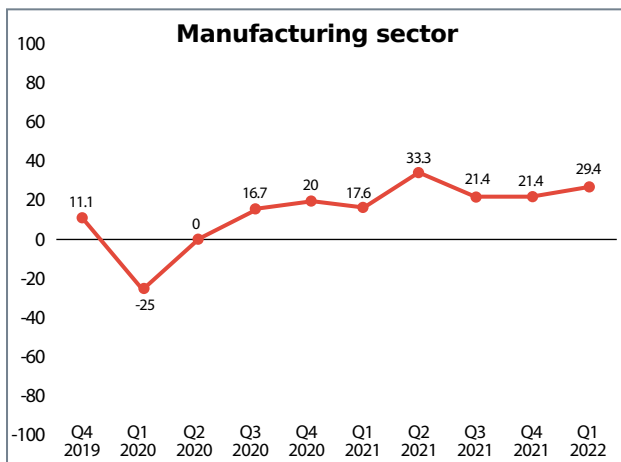
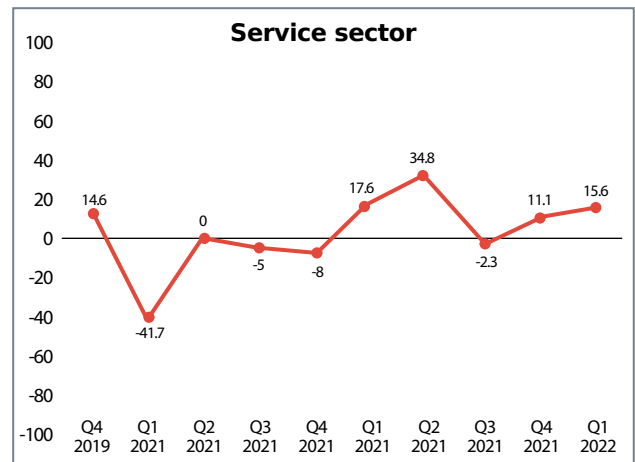
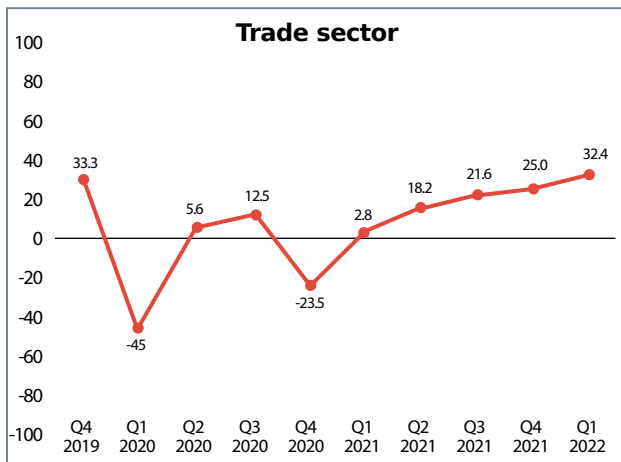
In Q1 of 2022, the BAG Employment Barometer was positive for all sectors. In Q1 of 2022, compared to Q4 of 2021, the employment barometer indicator improved in all sectors, except construction, where the employment barometer indicator decreased by 12.5 points. While, in Q1 of 2022, compared to Q1 of 2021, the employment barometer indicator improved in all sectors, except service sector (see Graph 2).

In Q1 of 2022, compared to Q4 of 2021, the improvement of the employment barometer indicator in trade, construction and service sectors can be associated with optimistic expectations regarding the growth of sales in the above-mentioned sectors.

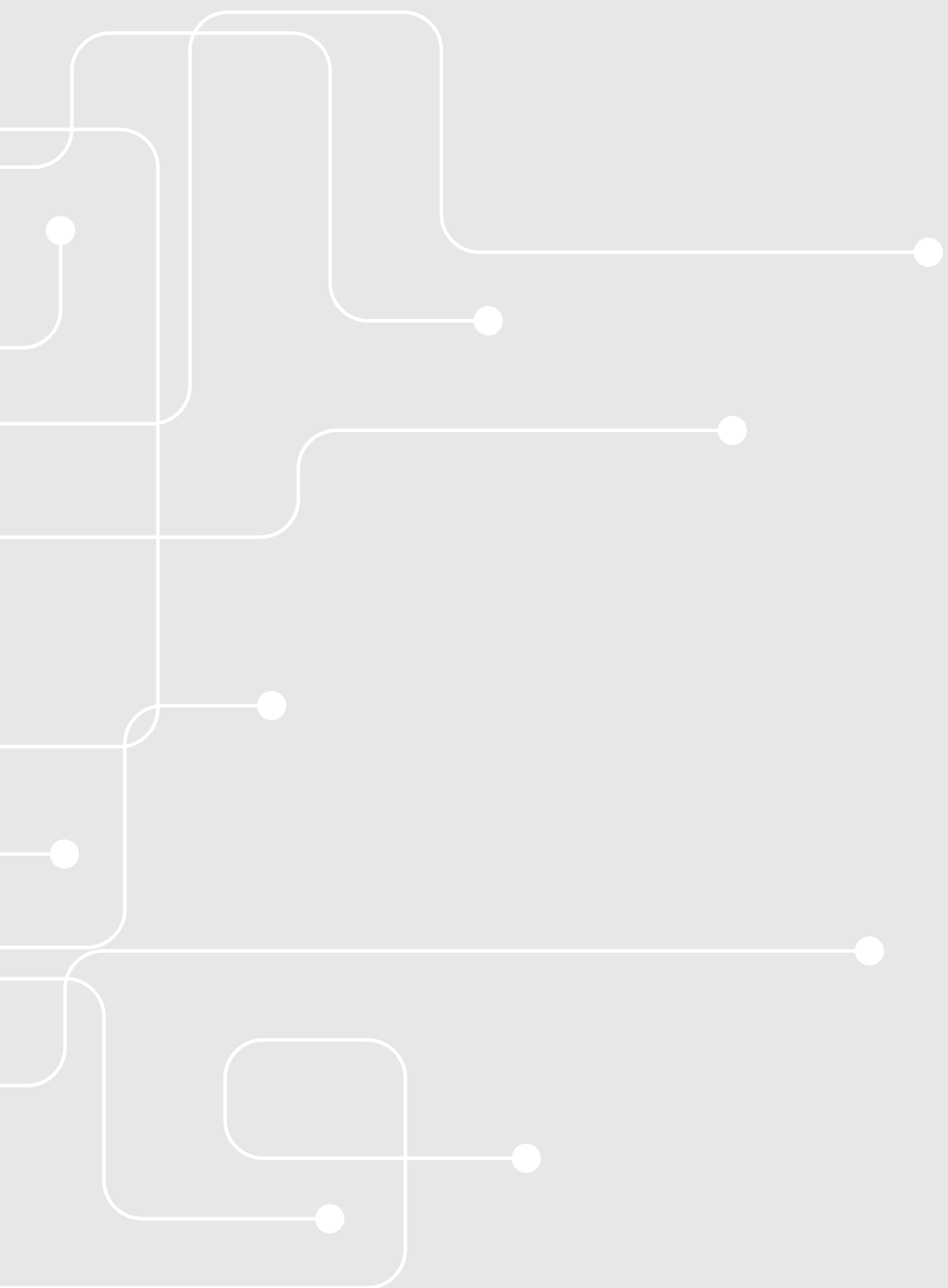
¹ Respondents could describe their plans regarding the number of employees for the next three months as "increasing," "stable," or "decreasing". The balance value of these plans is the difference in the percentage shares of the "increasing" and "decreasing" responses. The BAG Employment Barometer is a weighted mean of the balances in different sectors. The BAG Employment Barometer can be between -100 and +100. -100 means all surveyed businesses expect employment to decrease in the next three months, while +100 means all surveyed businesses expect employment to increase in the next three months.

Table 1: Employment Barometer. Balance values by sector

	Q4 2019	Q1 2020	Q2 2020	Q3 2020	Q4 2020	Q1 2021	Q2 2021	Q3 2021	Q4 2021	Q1 2022
Trade	33.3	-45.0	5.6	12.5	-23.5	2.8	18.2	21.6	25.0	32.4
Service	14.6	-41.7	0.0	-5.0	-8.0	17.6	34.8	-2.3	11.1	15.6
Manufacturing	11.1	-25.0	0.0	16.7	20.0	17.6	33.3	21.4	21.4	29.4
Construction	50.0	-80.0	-28.6	14.3	-33.3	30.8	12.5	27.3	50.0	37.5
BAG	26.1	-46.7	-2.8	6.2	-13.7	14.7	27.4	11.7	20.5	24.9



Graph 2: BAG Employment Barometer by sector



CONTACT:

2 Leonidze Street, Tbilisi, Georgia

☎ +995 32 2 202-215

✉ info@bag.ge

f Business Association of Georgia

www.bag.ge